

Year 6 Teams Quick Reference Guide

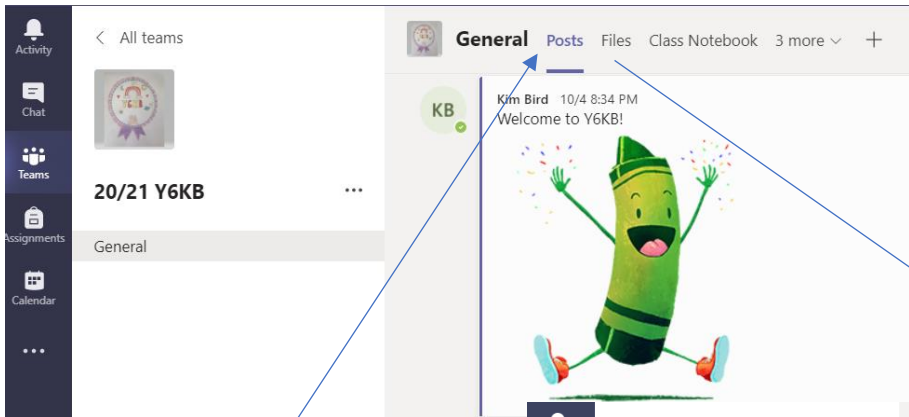
[Microsoft Teams](#)

Follow the link above to work on a web browser or the app if you have downloaded.

User name: Your email address
jack.modd@spaldingparish.lincs.sch.uk

Password: JM2010 (Your initials and date of birth).

You will find your login details in your Reading Ramble.

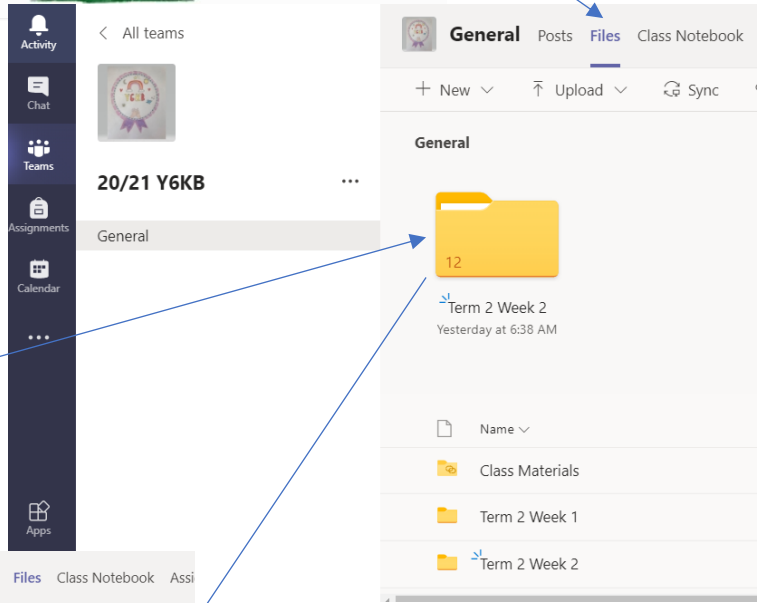


You can reply to posts that your teacher puts here.

Remember this is just to support your Learning and Home Learning.

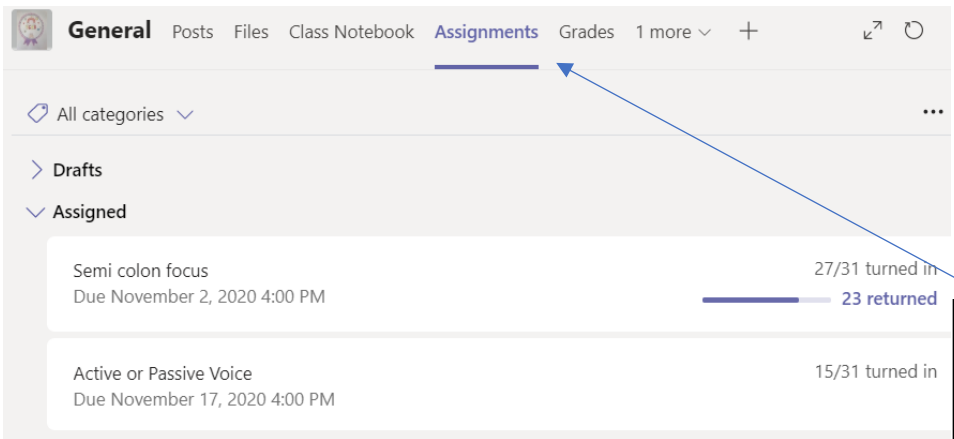
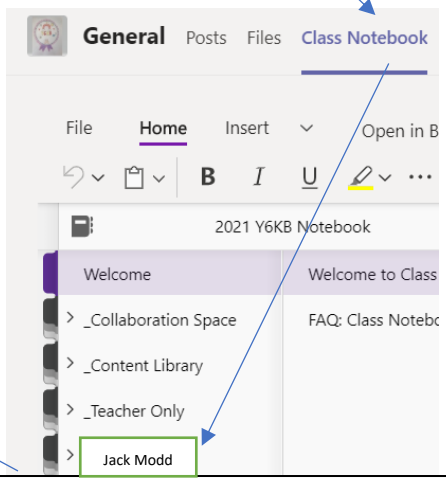
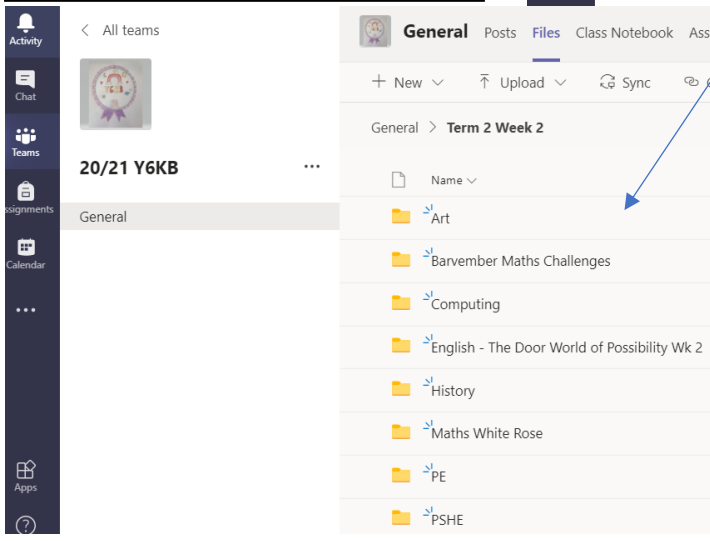
You will find all your work for the week under files. You can access this if you are self-isolating or if you would like to recap on a lesson we have completed that day or previously.

The folder you need will be pinned to the top of the files section.



Within the folder for the week, you will find a folder for each subject.

Any work, you can complete on paper and take a photo of to add or complete it in your space on the Class Notebook.



You will be set assignments throughout the year. Click the assignment tab.

Once completed, remember to turn your assignment in and then check for any feedback.