



# Spalding Parish Church of England Day School



## Learning Project – The Area You Live in

Age Range: Year 1

### Maths Tasks (Aim to do 1 per day)

- 📖 Working on [Numbots](#) - your child will have an individual login to access this. (Your Rock Star Timetable login works for this)
- 📖 [Mathletics](#)
- 📖 Play on [Hit the Button](#) - number bonds, halves, doubles and times tables.
- 📖 Practise counting in 2s, 5s and 10s. This [game](#) could support this.
- 📖 Comparing length and height using words such as taller, shorter, longer.
- 📖 Use a ruler to measure the length of an object to the nearest centimetre.
- 📖 Compare weight (heavier/lighter) and capacity (full, nearly full, empty, nearly empty)
- 📖 Take a look at the White Rose website for daily challenges.  
<https://whiterosemaths.com/homelearning/year-1/>
- 📖 Write the numbers 0-20 in words and digits.

### Reading Tasks (Aim to do 1 per day)

- 📖 Reading a variety of books at home. Your child could share a book every day. This can be reading a book aloud every day or sharing a book with an adult.
- 📖 Listen to a story online. Try [David Walliams – Elevenses](#).
- 📖 Watch [Newsround](#) and find out what is happening in the world. What did you find out? Is there anything you need help understanding?
- 📖 Look at RightMove. Read the descriptions and look at the pictures. Pretend to you going to sell your house. Can you write some sentences to describe where you live and why it would be a good house to buy?
- 📖 Whilst reading have you come across a character that you really like or dislike? Draw them and write sentences to describe them. Remember to write about why you like or dislike them.
- 📖 Your child can log on to [Oxford Owl](#) and read a book that matches their book band.

### Phonics/Spellings Tasks (Aim to do 1 per day)

- 📖 Daily phonics - ask your child to practice their sounds and blend words. Interactive games can be found using the links below.
  - ✓ [Phonics play](#)
  - ✓ [Top Marks](#)
  - ✓ [Spelling](#)
  - ✓ [Monster Phonics](#)
- 📖 Make lists of words with split diagraphs. (a-e, e-e, i-e, o-e, u-e) Can you illustrate some of them?
- 📖 Spell common exception words
- 📖 [Spelling City](#)















### Writing Tasks (Aim to do 1 per day)

- 📖 Ask your child to imagine that they live in the opposite house. What would they see? Write sentences using a variety of suffixes (-ed, -est, -er, -ing) and adjectives.
- 📖 Write and discuss your address. Does your child know who delivers the post? Share a letter with them and explore the envelope (front and back). Can they see any numbers on the envelope? What do they mean? Who is the letter addressed to? Ask your child to write their address on the envelope. Discuss the postcode and any capital letters?
- 📖 Discuss well known addresses of book characters/famous people/historical figures they may know, e.g. 10 Downing Street, Isle of Struay Katie Morag. This [Powerpoint](#) may help.
- 📖 Write a letter to one of the people that you have found the address to from the above task. Can you include a question and exclamation sentence?

## Learning Project - to be done throughout the weeks beginning 20<sup>th</sup> and 27<sup>th</sup> April: The Area You Live in



The project this week aims to provide opportunities for your child to learn more about the area in which they live. Learning may focus on your local area, famous people, key landmarks and links to your town.

-  **Develop knowledge of the location of significant places:** Ask your child to look at where they live. What can they see outside the window in the front of their house? At the back of their house? What could they find near them? Find a map and see if they can find Spalding or Lincoln. Do they know the name of their street? Can they create a street sign with their street name?
-  **My address:** Support your child to find out your address. Can they find the number on your door? Can they write the number in digits and words? Ask them to try writing the number using crayons, paint or chalk. Can they write a postcard or letter to a teacher at school? They could tell their teacher about where they live and things about their local area.
-  **My house:** Discuss with your child what their house looks like inside and outside? How many bedrooms does it have? Who has the biggest bedroom? Who has the smallest? Ask them to look outside, can they spot a house different to their own?
-  Can they draw their house? How many windows at the front? How many windows at the back? Do you have one door or two? Ask children to draw items that make their home special. Can they write a sentence for each item explaining why it is special?
-  **Draw a picture of your street:** Support your child to take a look at the street and buildings around where they live. Encourage them to think about the shape of the buildings.
-  **Shape hunt:** Take your child on a shape hunt around their house and garden. Look at the different shapes of the windows, doors, and houses. Can they name them? Are they 2D or 3D shapes? Ask them to create a picture of their house or street.
-  **Name the shape:** Place some 2D or 3D shapes into a bag and play the game 'Can you name the shape?' You will need a partner to play this game. One partner has a shape from the shape bag and they stand back to back. The partner with the shape describes it to their partner who has to try and draw it. How many do you know?
-  **Find your house on 'Google maps':** Search for your house on the street? Can you find Spalding, Peterborough and Lincoln? How does Spalding compare to Peterborough and Lincoln?
-  **Compass:** Make a compass. Do you know what the different compass points mean? Can you label the points?
-  **Create a passport:** Create an individual passport to show your own information about where you live. Discuss the use of a passport. What is a passport? What information does it contain? What does a passport allow you to do? Can you find a real life passport? Do you have one?
-  **Flag:** Below is the Lincolnshire flag. Blue represents both the sea of the East coast and the wide skies of Lincolnshire, and green symbolises the rich lushness of fenland fields. The fleur de lys is a recognised symbol of the City of Lincoln. Can you design your own flag for your local area? What could you add? What would they mean to you?
-  **Design a cottage:** Compare how a cottage is different to your house. Can you make a model or make a picture of your house and a cottage? Write sentences to compare them.
-  **Create a song about 'Where you live':** Can you add your address in your song? Remember not to share this online as it has your personal information in it.
-  **Can you find the UK on the map?** Can you name the countries? Why do you think the countries begin with a capital letter? This [song](#) may help.



### Additional learning resources parents may wish to engage with

[Classroom Secrets Learning Packs](#) - These packs are split into different year groups and include activities linked to reading, writing, maths and practical ideas you can do around the home.

[Twinkl](#) - To access these resources click on the link and sign up using your own email address and creating your own password. Use the offer code UKTWINKLHELPS.

[Talk for Writing](#) - Booklet to support reading and writing.

[Exploring Kindness](#) - This might help you with Mrs Mulley's latest challenge.

[Headteacherchat](#) - This is a blog that has links to various learning platforms. Lots of these are free to access.

See the [Spalding Parish C of E Day School update of websites](#).

Follow [@Y1SPCEDS](#) on Twitter or email your year group on:

[Y1@spaldingparish.lincs.sch.uk](mailto:Y1@spaldingparish.lincs.sch.uk)