



# Spalding Parish Church of England Day School

## Learning Project - Environment

Age Range: Year 6

### Maths Tasks (Aim to do 1 per day)

- Work on [Times Table Rockstars](#). Have you helped with the Battle of the Bands Y5 v Y6?
- [Mathletics](#)
- Show everything you know about shape on a piece of paper. This could be pictures, diagrams, explanations, methods etc. Be as creative as you want to be.
- Select items in your house (this could be rubbish, materials, household objects) and sort them into things that are recyclable and non-recyclable. What percentage and fraction of items are recyclable?
- [Daily BBC Maths Lessons](#) Year 6.
- [Maths Mastery](#) – Shape pupil workbook (Pack 1 -3) – Year 6 [Answers](#)
- Work on your [reasoning and problem solving](#).
- [Crack the code](#) – Solve each question in the link. Then use the key to find the answer to the joke. Letters can be used more than once.

A	B	C	D	E	F	G	H	I	J	K	L	M
360	60	200	6	180	20	170	3	270	10	5	160	240
N	O	P	Q	R	S	T	U	V	W	X	Y	Z
50	120	8	140	4	40	90	7	130	2	210	150	9

How did the solar system hold up its trousers?

1 2 3 4 5 6 7 8 9 10 11 12 13 14 15 16 17 18

### Reading Tasks (Aim to do 1 per day)

- Read chapter eleven to fifteen of [Skellig](#). **Reading Ramble Challenge** linked to Skellig. Skellig describes the Chinese food as 'food of the gods'. What would your 'food of the gods' be and why?
- Chapter 11:** How do you know that Michael wants to tell someone about Skellig? Find evidence from the chapter that supports this.
- Chapter 12:** List words from the chapter that describe how unhappy Michael's mum is with their new home.
- Chapter 13, 14 and 15:** Consider these statements: Mina is a good friend. Michael is scared. Michael does not care about the baby. Dad has a good sense of humour. Do you agree or disagree?

Statement	Agree Or Disagree?	Evidence
1.		
2.		

- Read [David Almond](#) talks about Skellig. Is there anything that surprises you? How does he compare to Roald Dahl as an author? What questions would you like to ask David Almond?
- Year 6 Reading Pack A Comprehension: [Robyn Hood](#) p3 and 4 (Answers on p5).
- [BBC Reading Lesson](#) – A Pocket full of Stars by Aisha Bushby.
- Visit Puffin Storytime and listen to [Murder Most Unladylike](#) by Robin Stevens or [Orphans of the Tide](#) by Struan Murray. What impressions do you get from these extracts? What do you like? Dislike? Any puzzles or connections?

### Spelling Tasks (Aim to do 1 per day)

- BBC [Crystal Explorers Game](#).
- [Look, cover, write and check](#).
- [Prefix and suffix](#) game.
- Practise the Year 5/ 6 Common Exception Words (see the list in your Home Learning Pack).
- Choose 5 Common Exception words. You can then write a synonym, antonym, the meaning and an example of how to use the word in a sentence.
- Create a word bank about the environment, which you can use in your writing. Find definitions of any words you are unsure of.
- [Proofread](#) your writing from the day. You can use a dictionary to check the spelling of any words that you found challenging. This will also enable you to check that the meaning of the word is suitable for the sentence.
- [Nessy Learning](#) use secret word 'PUZZLINGIGLOO', your name and class to login.
- Spelling strategy:**  
This method of learning words forces you to think of each letter separately. You can then reverse the process so that you end up with a diamond.


p  
py  
pyr  
pyra  
pyram  
pyrami  
pyramid


### Writing Tasks (Aim to do 1 per day)


- Writing Task:** [Monsters](#)
- GDS Writing Task:** [Villains](#)
- Talk for Writing – Home Booklet (Two-week project).**  
(A donation has been made to Great Ormond Street Hospital Children's Charity so that you can use these at home for free.)
- [BBC Daily English](#) Lessons.
- Learn about [fossil fuels and renewable energy](#).
- Play [Plastic Planet Marine Rescue](#).
- Write a [biography](#) about [David Attenborough](#). Include information about his [life](#), how he has helped the environment and the positive impact he has had on global changes. Think back to our Roald Dahl biography work.
- Watch the Newsround video when [David met Greta](#). Research someone else who has had an impact on the world we live in. E.g. [Rachel Carson](#), [Greta Thunberg](#) etc.
- Write a [speech](#) linked to something you think can help the environment. Record your speech if you can.
- Extra ideas and competitions for writing:**
  - Use [Pobble 365](#) for inspiration.
  - [Into Film review](#) - write a review of any film you have watched in 100 words or less (win a £20 Amazon voucher).
  - [Lincoln Castle](#) – Short Story Competition.
  - [Radio Blogging](#) – Daily writing challenges led by Deputy Mitchell, Pie Corbett etc.


The project this week aims to provide opportunities for you to learn more about the environment. Learning may focus on changes to different environments, the impact of humans on environments, climate change etc.


 **Mrs Mulley's Recycling and Upcycling Challenge.**

 **Endangered Species:** The tiger, Amur leopard, orangutan, sea turtle and the Sumatran elephant are some of the most endangered animals on the planet. Choose an animal from one region and describe how it has evolved to suit its habitat. Then consider how your chosen animal may need to adapt due to the current environment and human threats it faces. Create an informative leaflet about the threat the animal faces and what humans can do to minimise these threats.

 **Upcycling, upcycling:** Choose an item within the house that you do not really use anymore - this could be an old item of clothing, accessory or household item - and upcycle it to make a new item that you will use. When you have finished, evaluate the product and identify any areas that you could improve if you were to make it again. You may even want to write a set of instructions so that other people can upcycle the same item too.

 **Protecting our Oceans:** Marine life faces a number of threats including plastic pollution, tourism, habitat destruction, ocean warming and overfishing. How can we make a difference now? Sketch an image representing the impact society is having on today's oceans using a drawing material of your choice. Afterwards, you may wish to sketch an image of an ideal ocean environment. Use websites and books to find out what makes the best environment for marine life to flourish (you may wish to research the Great Barrier Reef and its significance).

 **Do People Intentionally Damage an Area?** Imagine that a new park, housing development, restaurant or other structure is being built on green land near your home. How might this be positive for the environment? How might this be negative for the environment? Create a poster that explains the pros and cons of this new development. Consider wildlife, air and noise pollution and jobs.

 **Air Quality Improvement:** Air quality has been debated across the globe and many are concerned that pollution is making the quality of air poor in many countries. Create a set of questions that you could ask your parents, grandparents or other family members about how your local area of has changed over time. Afterwards, you could interview your family members and then make a video or written news report about what you have discovered.

### Additional learning resources you may wish to engage with

[ABYTT Inspiring Leaders](#) - Young Leaders at home free resources with range of achievable activities: Thankfulness.

[BBC Daily Lessons](#)

Out of the Ark Music: [Recycle it](#). [Song](#) to sing and enjoy.

[Fieldwork Live Lessons](#)

[Science with Explorify](#)

[Online Safety Activities](#)

[Online Computing Lessons](#) – Create an 'aMaze game'.

[Youth Sports Trust 60 Second Challenges](#)

[Chance to Shine](#) – Spreading the power of cricket and giving simple ideas of how to stay active at home with the whole family included.

[BBC Super Movers PSHE](#) – Use the videos and activities to get talking about the importance of teamwork and knowing right from wrong.

[BBC Teach Art & Design](#) – Stop-motion animation.

[Classroom Secrets Learning Packs](#) - These packs are split into different year groups and include activities linked to reading, writing, maths and practical ideas you can do around the home.

[Virtual School Trips](#)

See the [Spalding Parish C of E Day School Update of Websites](#).

Follow [@Y6SPCEDS](#) on Twitter or email your Year Group on: [Y6@spaldingparish.lincs.sch.uk](mailto:Y6@spaldingparish.lincs.sch.uk).