



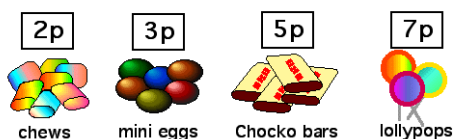
Spalding Parish Church of England Day School

Learning Project – Celebrations

Age Range: Year 4

Maths Tasks (Aim to do 1 per day)

- 🔊 [Times Table Rockstars](#) – use your individual login to access this. Let's see if we can beat Year 3 in our weekly tournament!
 - 🔊 [BBC Bitesize](#) a lesson a day is available.
 - 🔊 [Mathletics](#) try and complete a couple of activities a day.
 - 🔊 Practise making different amounts of money using different coins. E.g. how many different ways can you make £2.57? Find 3 different ways to make £12.50.
 - 🔊 Practise adding amounts of money and giving change. E.g. If I buy a comic £1.59, sweets £2.35 and a toy car £3.49, how much have I spent? How much change would I get from £10.00?
 - 🔊 [Classroom Secrets](#) money activities.
 - 🔊 Practise column addition and subtraction using amounts of money. Rosie went into the sweet shop with 10p to spend.
- There were chews for 2p, mini eggs for 3p, Chocko bars for 5p and lollypops for 7p.



What could she buy if she wanted to spend all her money?

Alice, James, Katie and Henry went into the shop too. They each had 20p to spend and they all spent all of their money.

Alice bought at least one of each kind of sweet. Which one did she have two of?

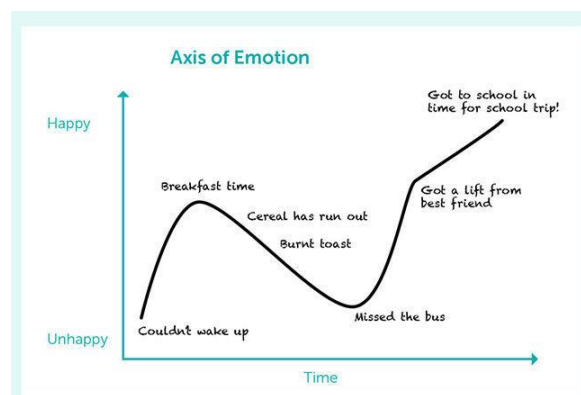
James spent his money on just one kind of sweet, but he does not like chews. Which sweets did he buy?

Katie bought the same number of sweets as James but she had 3 different kinds. Which sweets did she buy?

Henry chose 8 sweets. What could he have bought?

Reading Tasks (Aim to do 1 per day)

- 🔊 Share a story together. This could be a chapter book where you read and discuss a chapter a day. Examples of questions that could be asked can be found [here](#).
- 🔊 Read [The Selkie Child](#) from the Oxford Owls website. Make a note of any interesting words and phrases. Make a graph to show how the woman's feelings change through the story.



- 🔊 Watch [Newsround](#) and discuss what is happening in the wider world.
- 🔊 [BBC Reading Lesson](#): Slime by David Walliams.
- 🔊 **Reading Ramble Challenge**: Write 5 questions you could ask someone to check they have read your book carefully? Now answer them!
- 🔊 [Summer Reading Challenge](#) How many books will you read?

Phonics/Spellings Tasks (Aim to do 1 per day)

- 🔊 Choose 10 words from the Year 3 / 4 spelling list. Use each one in a sentence to show your understanding of the meaning of the word. Use the [school's script](#) to practise your handwriting at the same time.
- 🔊 Create a crossword using your spelling words.
- 🔊 Split each word into syllables to help support learning the spelling.
- 🔊 [Nessy Learning](#) Use secret word 'PUZZLINGIGLOO', your name and class to login.
- 🔊 [Sentence Challenge](#).

Writing Tasks (Aim to do 1 per day)

- 🔊 **Writing Task: [Goblins](#).**
- 🔊 **Talk for Writing – Home Booklet (Two-week project).**
(A donation has been made to Great Ormond Street Hospital Children's Charity so that you can use these at home for free.)
- 🔊 Write a postcard to a family member recounting a celebration that has recently taken place. It could be Easter, a birthday etc.
- 🔊 Write a set of instructions for 'How to play a new game.' Remember to include a list of things they will need. Also not forgetting to include headings and subheadings. Then write your set of instructions, remembering to include imperative verbs. (Verbs that command you to do something). Think about the key rules for instructions.
- 🔊 Write a non-chronological report about a particular religious festival you have found out about.
- 🔊 Write a story based on this celebration. What do you think they might be celebrating? Link to picture [here](#).




- 🔊 Design a card celebrating a religious celebration, remember to include a poem/verse for inside. You could make either an Eid, Easter, Diwali card etc....


- 🔊 [BBC Daily English](#) Lessons.

Learning Project - to be worked on between Monday 6th July to Tuesday 21st July


This project this week aims to provide opportunities for your child to learn more about celebrations. Learning may focus on different types of celebrations that take place and who may celebrate them. It could look at how people celebrate different events differently in other parts of the world.

 **Let's Wonder:** How are birthdays celebrated around the world? [India](#) [China](#) [America](#) [Africa](#) etc.. maybe there's a particular country you would like to find out about. Create fact files to show the similarities and differences between them.




 **Let's Create:** Create a board game that focuses on celebrations. Think about what you can learn from it? Think about how to play the game. Is it going to be a game like Monopoly or Snakes and ladders? Are you going to need a dice? Cards? Characters? etc....




 **Be Active:** Make up a dance for a particular celebration. E.g. to celebrate scoring a goal in a football game, a Christmas dance.

Try a [Change for Life 10 minute shake up](#). Can you do a different one every day?



 **Time to Talk:** Look through old photos of previous celebrations you and your family have taken part in. What can you remember happened? Why do you and your family celebrate the way they do?

 **Understanding Others and Appreciating differences:** How many different types of celebrations are there? Who celebrates Christmas? St Patrick's? St George? St David? Easter? Eid? Diwali? Chinese New Year? And how? Which celebrations have you taken part in? What usually happens?



 **Share:** Don't forget to share your learning using Twitter or the Year Group emails. See below for details.



Additional learning resources parents may wish to engage with

[ABYTT Inspiring Leaders](#) - Young Leaders at home free resources with range of achievable activities: **Friendship**.

[Egg-citing Science](#) - An investigation to have a go at, can you make an egg float?

[Classroom Secrets Learning Packs](#) - These packs are split into different year groups and include activities linked to reading, writing, maths and practical ideas you can do around the home.

[Explorify at home](#) - Science activities to do with your children.

[Headteacherchat](#) - This is a blog that has links to various learning platforms. Lots of these are free to access.

[Virtual School Trips](#)

[Hamilton Home Learning](#) - Weekly packs available for Maths and English.

[#pinyourthanks Art Competition](#)

[Youth Sports Trust 60 Second Challenges](#)

[Chance to Shine](#) - Spreading the power of cricket and giving simple ideas of how to stay active at home with the whole family included.

[BBC Super Movers](#) - Use the videos and activities to explore a range of curriculum areas.

See the [Spalding Parish C of E Day School update of websites](#).

Follow [@Y4SPCEDS](#) on Twitter or email your Year Group on: Y4@spaldingparish.lincs.sch.uk