





Spalding Parish Church of England Day School


Learning Project - Environment	
Age Range: Year 2	
Maths Tasks (Aim to do 1 per day)	Reading Tasks (Aim to do 1 per day)
<p>For the next two weeks we will be focussing on collecting, presenting and answering questions from data.</p> <p>BBC Bitesize Videos.</p> <ul style="list-style-type: none"> - How to collect data. - Data handling and interpretation. - Data organisation and tallying. - How to use a simple data table. - Conducting a survey. - Reading scales. - Reading different scales. - Understanding pictograms. <p>How to conduct your investigation.</p> <ol style="list-style-type: none"> (1) What do you want to find out? Create a question or a statement. (See the examples below.) (2) Provide options, e.g. If investigating the colours of cars, which colours will you look for such as blue, red, white and other? Any yellow cars would be placed into the 'other' category. (3) Collect and present your data. (4) Interpret your data - make sure that you answer your original question or explain how you have proved or disproved the opening statement. <p>Challenge 1- I think that there are more blue cars than any other colour! Am I right? Prove it! Look out of your window or stand in your front garden and count how many cars go past. Record the colours of each car. You might need to do this on your daily walk.</p> <p>Challenge 2- Do more people prefer cats, dogs, rabbits or birds? Ask your friends and family for their thoughts.</p> <p>Challenge 3 - All grown-ups love doing the housework by themselves!</p> <p>Can you create your own questions or investigations?</p> <p>Additional Ongoing Activities</p> <ul style="list-style-type: none"> Working on Numbots – use your individual login to access this. (Your Rock Star Timetable login works for this.) Mathletics Try and do a couple of activities a day. Practise counting in 2s, 5s, 10s and 3s. You can also watch Jack Hartman 2's, Jack Hartman 5's, Jack Hartman 10's and Jack Hartman 3's. 	<p>Listen to the information video about caring for the environment. Discuss with your child after. Watch the video here.</p> <p>Read a story that has a woodland in.</p> <p>Find and read a book aloud about materials. Discuss the materials you find and place them in alphabetical order.</p> <p>Place these words onto paper and read them out loud: environment, recycle, reuse, conserve. Can you put the sound buttons on? What do these words mean? Can you draw pictures that will help you remember the meaning and the spelling?</p> <p>Listen to Newsround and discuss what has been happening in the world this week. What new things have you found out?</p> <p>Visit the Pobble website. Choose an image and read the story opener below it.</p> <p>BBC Reading Lesson: Cyril and Pat by Emily Gravett.</p> <p>Enjoy Cyril and Pat read by author Emily Gravett on Puffin Storytime.</p> <p>Additional Ongoing Learning</p> <ul style="list-style-type: none"> Log on to Oxford Owl Login Page and read a book that matches their book band. Class login: Y2SPCEDS Password: SPCEDS Read common exception words and time how long it takes for you to read them all. Can you beat your score by the end of the week? Continue to access the Nessy website. 
Phonics/Spellings Tasks (Aim to do 1 per day)	Writing Tasks (Aim to do 1 per day)
<p>Daily phonics – practise your sounds and blend words.</p> <p>Use Monster Phonics as this will give you a whole week's worth of Monster Phonics activities and resources.</p> <p>Username: parents</p> <p>Password: homelearning</p> <ul style="list-style-type: none"> BBC Spelling Lessons. Nessy Learning use secret word 'PUZZLINGIGLOO', your name and class to login. KS1 Super Movers English Collection. Little Bird Spelling Game. Pick five of you Y2 words and write them using the school script. <p>Additional sites for support and activities</p> <ul style="list-style-type: none"> Phonics play Top Marks, Spelling Spelling City 	<p>Writing Task: Superheroes</p> <p>Talk for Writing – Home Booklet (Two-week project).</p> <p>(A donation has been made to Great Ormond Street Hospital Children's Charity so that you can use these at home for free.)</p> <ul style="list-style-type: none"> Daily BBC English Lessons, BBC: Write Command Sentences. Write up your investigation. Watch the following video by David Attenborough. Create a leaflet that tells someone else how our environment has changed. BBC: Habitats. Draw/Create one of the habitats and write a fact file about it. Create a poster for World Environment Day. Pobble: Can you continue the story? Try and have an environment focus e.g. you could start in one environment and travel somewhere else or, you could write about saving an environment. <p>Extra ideas and competitions for writing:</p> <ul style="list-style-type: none"> Into Film review - write a review of any film you have watched in 100 words or less (win a £20 Amazon voucher). Lincoln Castle – Short Story Competition.


Learning Project - to be worked on between Monday 8th June to Friday 19th June


The project this week aims to provide opportunities for your child to learn more about the environment. Learning may focus on changes to different environments, the impact of humans on environments, climate change etc.

Mrs Mulley's Recycling and Upcycling Challenge.


 **Create a chart to record the weather:** Label the chart with days of the week and record the weather at different points in the day. Can you write down key words and take a photograph of the sky. Does it change in the week? This [link](#) may help.


 **Watch the weather report on T.V:** How do they describe the weather? What do you notice about the map? Can you find Spalding on the map? Have they got symbols when they are talking about the weather?


 **Weather reporter:** Pick a day that you would like to present as a weather reporter. Can you create some symbols to use when you are talking about the weather? Can you talk about the weather in your local area and maybe compare it to other places in the UK?


 **Create a weather wreath:** Using different materials can your child design a weather wreath? Encourage them to think about the symbols used in your weather report.





 **What a load of rubbish!** With your child look at the rubbish as a family you throw out. Do you help to recycle? How do you sort these into junk and into recycling? Look at the range of items and group them into different material groups. Talk to a family member about how certain groups are plastics and can also look and feel different to each other. Could you design a new way to help recycle more items?

 **Beat the clock:** Can you sort items into the correct recycling and waste bins? [Play this game.](#)


 **Switch it off:** Ask your child to take a look at all the electrical devices in their house. Are they all plugged in? Do they need to be plugged in? How could they create a poster to place around the house to help remind people to switch it off once they have finished. What could you include on these? Where could you place these in the house? Can you talk to your family about the posters and how you could help the planet?

 Listen to a [song](#) about things we can do to help to save the planet.

 **Write and draw!** Ask your child to choose one thing they could do to help the environment in school. Get them to make a poster to encourage people to do it! Think about the classroom and also the school.

 **World Environment day:** This year it will be on Friday 5th June. On this day people from all over the world will do something positive to help our planet. Ask your child what could they do? Lots of little things can make a big difference. What could they do to celebrate World Environment Day at home? Can they create a poster to display at home?



 **DT:** Can you find out about products that already exist to encourage people to be less wasteful, such as beeswax wraps instead of clingfilm, metal re-useable straws instead of plastic, bags for life etc? Make a note of what you already use, and design a new product that they could use around the house to either help recycling or replace a wasteful product.

Additional learning resources parents may wish to engage with

Practise forming the letters of the alphabet, following the [school's script](#).

Out of the Ark Music: [Recycle it. Song](#) to sing and enjoy.

[Classroom Secrets Learning Packs](#) - These packs are split into different year groups and include activities linked to reading, writing, maths and practical ideas you can do around the home.

[BBC Bitesize Daily Lessons](#) – English, Maths, Science and much more.

[Headteacherchat](#) - This is a blog that has links to various learning platforms. Lots of these are free to access.

[Woodland Trust Nature](#) Activities for at home

[Youth Sports Trust 60 Second Challenges](#)- PE based activities.

<https://explorify.wellcome.ac.uk/blog> - This contains some science-based activities and challenges.

<https://www.uswitch.com/broadband/guides/virtual-school-trips> - You can go on any virtual trip with this website!

See the Spalding Parish C of E Day School [Update of Websites](#).

Follow [@Y2SPCEDS](#) on Twitter or email your year group on: Y2@spaldingparish.lincs.sch.uk.