



Spalding Parish Church of England Day School

Learning Project - Environment

Age Range: Year 5

Maths Tasks (Aim to do 1 per day)

- Work on [Times Table Rockstars](#). Have you helped with the Battle of the Bands Y5 v Y6?
- [Mathletics](#)
- Show everything you know about shape on a piece of paper. This could be pictures, diagrams, explanations, methods etc. Be as creative as you want to be.
- Select items in your house (this could be rubbish, materials, household objects) and sort them into things that are recyclable and non-recyclable. What fraction of items are recyclable?
- [BBC Maths Lessons](#) - Year 5
- [I See Maths](#) – Daily lessons
- [Maths Mastery](#) - Shape pupil workbook (Pack 1 -3) – Year 5 [Answers](#)
- [Crack the code](#) - Solve each question in the link. Then use the key to find the answer to the joke. Letters can be used more than once.

A	B	C	D	E	F	G	H	I	J	K	L	M
120	2	360	9	180	20	8	6	100	7	270	160	240
N	O	P	Q	R	S	T	U	V	W	X	Y	Z
140	90	15	11	3	300	76	5	12	4	95	60	200

How do cheeses say hello on Monday mornings?

1 2 3 4 5 6 7 8 9 10 11 12 13 14

Can you design your own questions to fit the code or, even better, design your own code to test your family?

Reading Tasks (Aim to do 1 per day)

- Continue to read a chapter from your home reading book.
- Listen to a story on [Oxford Owl](#) (Username: Y5SPCEDS, Password: SPCEDS. Remember to select class login.) Answer any questions that are included within the book.
- [BBC Reading Lesson](#) – Percy Jackson and the Lightning Thief by Rick Riordan.
- [Watch](#) and enjoy Rick Riordan talk about the Percy Jackson Series.
- Reading Ramble Challenge:** Choose your favourite fiction book and read the first chapter.
 - Who is the main character in the story?
 - What do you learn about them in Chapter 1?
 - If you were asked to tell another reader three things about the character, what would they be? Could you ‘read between the lines’ to find out about their personality or attitude rather than choosing straight-forward stated points?
 - What are the top 3 things people should know about the character?
- Use what you found out in your Reading Ramble Challenge to create a wanted poster for the character.
- Reading Comprehension: [Plastic Pollution](#)
- Visit [authorify](#). Join the website so that you can access videos, author masterclasses and other activities over the next few weeks.
- [David Walliams Elevenses](#).
- Create a National Book Token Design [Competition](#).



Spelling Tasks (Aim to do 1 per day)


- Practise the Year 5/6 Common Exception Words (see list in the Home Learning Pack).
- Practise your handwriting at the same time by choosing 5 spellings to write out in your best handwriting. Think about using your diagonal and horizontal joins and use [the school script](#).
- Choose 5 Common Exception words. Write a synonym, an antonym, the meaning and an example of how to use the word in a sentence. Can you use the word in two different sentences?
- Practise spellings on [Spelling Frame](#).
- Create a vocabulary bank about the environment and how humans have impacted it e.g. global warming, ozone layer etc. Try to include nouns, adjectives, verbs, adverbs and expanded noun phrases.
- [Nessy Learning](#) – Use secret word PUZZLINGIGLOO, your name and class to log in.
- Proofread your writing from the day. You can use a dictionary to check the spelling of any words that you found challenging. This will also enable you to check that the meaning of the word is suitable for the sentence.
- Spelling strategy:**
Write the words without the vowels and you have to choose the correct grapheme to put in the space. For example, for the word field:


f ld


Writing Tasks (Aim to do 1 per day)


- Writing Task: [Wonderful Wizards](#)**
Talk for Writing – Home Booklet (Two-week project).
(A donation has been made to Great Ormond Street Hospital Children’s Charity so that you can use this at home for free.)
- [Writing a letter](#) – informal vs formal writing.
- [How do human beings affect the environment?](#) Make notes as you access the information. Write a letter to an influential person who can help save our planet. This could be a world leader, public figure, politician, or anyone else who you believe could make a difference. What points are you going to make based on the information you have read? How could we encourage people to make positive choices about the environment?
- Using [synonyms and antonyms](#) in your writing. Can you change/improve any of the vocabulary you have used in your letter?
- Mark Grist’s [Creative Writing Class](#) (every Wednesday)
- [Poetry Slam](#) – After watching, have a go at writing your own environment themed poetry.
- Extra ideas and competitions for writing:**
 - Use [Pobble 365](#) for inspiration.
 - [Into Film review](#) - Write a review of any film you have watched in 100 words or less (win a £20 Amazon voucher).
 - [Radio Blogging](#) – Daily writing challenges led by Deputy Mitchell, Pie Corbett etc.


The project this week aims to provide opportunities for you to learn more about the environment. Learning may focus on changes to different environments, the impact of humans on environments, climate change etc.


 **Mrs Mulley's Recycling and Upcycling Challenge.**

 **Endangered Species:** The tiger, Amur leopard, orangutan, sea turtle and the Sumatran elephant are some of the most endangered animals on the planet. Choose an animal from one region and describe how it has evolved to suit its habitat. Then consider how your chosen animal may need to adapt due to the current environment and human threats it faces. Create an informative leaflet about the threat the animal faces and what humans can do to minimise these threats.

 **Upcycling, upcycling:** Choose an item within the house that you do not really use anymore - this could be an old item of clothing, accessory or household item - and upcycle it to make a new item that you will use. When you have finished, evaluate the product and identify any areas that you could improve if you were to make it again. You may even want to write a set of instructions so that other people can upcycle the same item too.

 **Protecting our Oceans:** Marine life faces a number of threats including plastic pollution, tourism, habitat destruction, ocean warming and overfishing. How can we make a difference now? Sketch an image representing the impact society is having on today's oceans using a drawing material of your choice. Afterwards, you may wish to sketch an image of an ideal ocean environment. Use websites and books to find out what makes the best environment for marine life to flourish (you may wish to research the Great Barrier Reef and its significance).

 **Do People Intentionally Damage an Area?** Imagine that a new park, housing development, restaurant or other structure is being built on green land near your home. How might this be positive for the environment? How might this be negative for the environment? Create a poster that explains the pros and cons of this new development. Consider wildlife, air and noise pollution and jobs.

 **Air Quality Improvement:** Air quality has been debated across the globe and many are concerned that pollution is making the quality of air poor in many countries. Create a set of questions that you could ask your parents, grandparents or other family members about how your local area has changed over time. Afterwards, you could interview your family members and then make a video or written news report about what you have discovered.

Additional learning resources you may wish to engage with

[ABYYT Inspiring Leaders](#) - Young Leaders at home free resources with range of achievable activities: Thankfulness.

[BBC Daily Lessons](#)

[Fieldwork Live Lessons](#)

Out of the Ark Music: [Recycle it. Song](#) to sing and enjoy.

[Science with Explorify](#)

[Online Safety Activities](#)

[Online Computing Lessons](#) – Create an 'aMaze game'.

[Youth Sports Trust 60 Second Challenges](#)

[Chance to Shine](#) – Spreading the power of cricket and giving simple ideas of how to stay active at home with the whole family included.

[BBC Super Movers PSHE](#) – Use the videos and activities to get talking about the importance of teamwork and knowing right from wrong.

[BBC Teach Art & Design](#) – Stop-motion animation.

[Classroom Secrets Learning Packs](#) - These packs are split into different year groups and include activities linked to reading, writing, maths and practical ideas you can do around the home.

[Virtual School Trips](#)

See the Spalding Parish C of E Day School [Update of Websites](#).

Follow [@Y5SPCEDS](#) on Twitter or email your Year Group on: Y5@spaldingparish.lincs.sch.uk.