



# Spalding Parish Church of England Day School

## Learning Project – Environment

Age Range: Year 3

### Maths Tasks (Aim to do 1 per day)

- ▶ [Times Table Rockstars](#) – use your individual login to access this – you could even challenge your teacher or friends by clicking on 'Rock Slam' in the Multiplayer area!
- ▶ [Mathletics](#) try and do a couple of activities a day. (Tasks about shape.)
- ▶ [BBC Daily Maths](#) Lessons.
- ▶ [The Oak National Academy](#) a range of lessons are available.
- ▶ Play on [Hit the Button](#) - focus on number bonds, halves, doubles and times tables.
- ▶ Get a piece of paper and ask your child to show everything they know about Shape. This could be pictures, diagrams, explanations, methods etc. They can be as creative as they want to be.
- ▶ Develop knowledge through [MathsFrame](#).
- ▶ Design a wanted poster for a shape using its properties.



E.g. Wanted Ted the Triangle.  
Look out for his three straight sides and three corners.  
He has three acute angles and no right angles.

- ▶ Guess the Shape: [I See Maths](#).
- ▶ [Shape, Position and Movement Games](#).
- ▶ BBC Maths game: [Guardians: Defenders of Mathematica](#)

### Reading Tasks (Aim to do 1 per day)

- ▶ Share a story together. This could be a chapter book where you read and discuss a chapter a day. Examples of questions that could be asked can be found [here](#).
- ▶ Read [Journey to Mars](#) from the Oxford Owls website. What do you know about space travel? Have you ever been to a science museum? Look carefully at the challenge words on the inside of the front cover.
- ▶ Watch [Newsround](#) and discuss what is happening in the wider world.
- ▶ BBC Reading Lesson: [Charlie Changes into a chicken](#) by Sam Copeland.



#### Reading Ramble Challenge

Choose an example from a book you have read recently.  
How does it help the reader paint a picture in their mind?

#### Example From The Extract

*He reached up with one of his new, long, spindly black legs and carefully counted his eyes.*

#### How This Helps The Reader To Visualise

- ▶ [Puffin Storytime](#) (Charlie Changes into a Chicken 12 chapters available.)
- ▶ [National Literacy Trust](#) reading ideas.
- ▶ [Discovery Box](#) Magazine online.



Complete the quizzes as you read. Find the answers on p50.

### Phonics/Spellings Tasks (Aim to do 1 per day)

- ▶ Choose 5 Common Exception words and practise spelling them using your favourite strategy. Look, cover, write, check or pyramid words or drawing an image around the word.

their  
there  
they're

- ▶ [Nessy Learning](#) use secret word 'PUZZLINGIGLOO', your name and class to login.
- ▶ Write some silly sentences using words from the [Year 3 / 4 spelling list](#).
- ▶ Practise your handwriting at the same time by choosing 5 spellings to write out 4 times in your best handwriting.  
Think about if the join uses a diagonal or a horizontal join.  
Use the [school's script](#).
- ▶ [There, their or they're](#) BBC Bitesize lesson.
- ▶ Using [Proof Reading](#) skills.


### Writing Tasks (Aim to do 1 per day)

- ▶ **Writing Task: [Journey to the Jungle](#)**  
**Talk for Writing – Home Booklet (Two-week project).**  
(A donation has been made to Great Ormond Street Hospital Children's Charity so that you can use these at home for free.)
  - ▶ [BBC Daily English](#) Lessons.
  - ▶ Write a [formal report](#).
  - ▶ [10 Fascinating Facts about hibernation](#). Explore the facts after writing your 'Spike' stories.
  - ▶ Write a [book review](#) for one of the books you have read. Remember to say what you have enjoyed or not. Do not give too much away. Who would you recommend it to?
  - ▶ What have you noticed about nature around you since the 'lockdown'? Look outside and around you. What can you hear? See? Touch? Send an email to your class teacher to let them know your discoveries: [Y3@spaldingparish.lincs.sch.uk](mailto:Y3@spaldingparish.lincs.sch.uk).
  - ▶ Design a poster after researching one of the environment issues on [WWF](#). Can you think of a catchy slogan to accompany your design?
- Extra ideas and competitions for writing:**
- ▶ [Into Film review](#) - write a review of any film you have watched in 100 words or less (win a £20 Amazon voucher).
  - ▶ [Lincoln Castle](#) – Short Story Competition.
  - ▶ [Radio Blogging](#) – Daily writing challenges.


## Learning Project - to be worked on between Monday 8<sup>th</sup> June to Friday 19<sup>th</sup> June

The project this week aims to provide opportunities for you to learn more about the environment. Learning may focus on changes to different environments, the impact of humans on environments, climate change etc.


### Mrs Mulley's Recycling and Upcycling Challenge.

 **Let's Wonder:** What is the weather like around the world? Which countries are most likely to have a snowstorm, torrential rain, heatwaves etc? Find out about natural disasters such as forest fires, earthquakes, tsunamis, floods, tornados etc. How is climate change having an effect on the weather and natural disasters?



 **Let's Create:** Using recycled materials design and make a recycling mascot to spread the word about the importance and need to recycle. Think about what it is going to look like? Which materials are they going to use? How are they going to join the materials together? Once completed, remember to evaluate their mascot. What would they do differently next time? Which parts did they find the most challenging and why?




 **Be Active:** Get into the garden and practise throwing and catching skills and keeping control of ball-based equipment like bats and balls.


[BBC Supermovers](#) Learn as you move with some of these activities.

['Youth Sports Trust 60 Second Challenges'](#)



 **Time to Talk:** Discuss environmental issues in the UK. Air pollution, climate change, litter, waste, and soil contamination are all examples of human activity that have an impact in the UK. What are the global environmental issues? Various processes that can be said to contribute to the global environmental problems include pollution, global warming, ozone depletion, acid rain, depletion of natural resources, overpopulation, waste disposal and deforestation. These processes have a highly negative impact on our environment. Decide as a family how you could 'do your bit' to look after your environment. E.g. You could set up a recycling station in your home; Paper, plastics and glass.



 **Understanding Others and Appreciating Differences:** Throughout our lives, culture and experience shapes worldviews, children growing up in the Netherlands, for example, have a much different understanding of the role of water in their lives than their peers in the Sahara Desert. The difference between the abundance and scarcity of water in each of these physical environments affects every aspect of their respective cultures, including the global perceptions they will carry with them throughout their lives. Think about food. How do they think people view food in the UK compared to those living in Ethiopia for example? Research a country where food and water are scarce. Find out about charities that help people in need, [Red cross](#), [Christian Aid](#), [Islamic Relief](#) or other charities that are significant to them.



 **Share:** Don't forget to share your learning using Twitter or the Year Group emails. See below for details.

## Additional learning resources parents may wish to engage with

[ABYYT Inspiring Leaders](#) - Young Leaders at home free resources with range of achievable activities: Thankfulness.

Out of the Ark Music: [Recycle it. Song](#) to sing and enjoy.

[Classroom Secrets Learning Packs](#) - These packs are split into different year groups and include activities linked to reading, writing, maths and practical ideas you can do around the home.

[Explorify at home](#) Science activities to do with your children.

BBC Game [Earth Squad, Go!](#)

[MET Office](#) activities.

BBC Computing: [How do the internet and search engines work?](#)

[Virtual School Trips](#)

See the Spalding Parish C of E Day School [Update of Websites.](#)

Follow [@Y3SPCEDS](#) on Twitter or email your Year Group on: [Y3@spaldingparish.lincs.sch.uk](mailto:Y3@spaldingparish.lincs.sch.uk).