



Spalding Parish Church of England Day School

Learning Project – Environment

Age Range: Year 1

Maths Tasks (Aim to do 1 per day)

- 🔥 BBC Bitesize are producing daily lessons.
<https://www.bbc.co.uk/bitesize/dailylessons>
- 🔥 Working on [Numbots](#) - your child will have an individual login to access this. (Your Rock Star Timetable login works for this.)
- 🔥 Play on [Number Balance](#). Play levels 1,2 and 3. Make the scales equal by ensuring that both sides total the same value.
- 🔥 Play on [Number Fact Families](#) - find the addition and subtraction fact families for numbers up to 20, 50 or 100.
- 🔥 Practise counting in 2s, 5s and 10s. This [game](#) could support this.
- 🔥 Choose a number between 10 and 20. How many different ways can this number be partitioned? Do bigger numbers have more ways they can be partitioned?
- 🔥 [Mathletics](#)

Reading Tasks (Aim to do 1 per day)

- 🔥 Remember to hear your child read on a daily basis and talk about what you have read together. Examples of questions to ask can be found [here](#).
- 🔥 Can you read fiction, non-fiction and poems about different environments? (Seaside, woodland, city, countryside, desert.)
- 🔥 Can you find adjectives in the books used to describe the different environments?
- 🔥 Listen to the information video about caring for the environment. Discuss with your child after. [Watch](#)
- 🔥 BBC Reading Lesson: [Cake](#) by Sue Hendra and Paul Linnet.
- 🔥 Read common exception words and time how long it takes for you to read them all. Can you beat your score by the end of the week?
- 🔥 Your child can log on to [Oxford Owl](#) and read a book that matches their book band.
- 🔥 Use this [web page](#) to learn about different environments. Talk with an adult about what you have learnt.
- 🔥 Enjoy storytime with Tom Fletcher: [The dinosaur that pooped a princess](#).

Phonics/Spellings Tasks (Aim to do 1 per day)

- 🔥 Daily phonics - ask your child to practise their sounds and blend words. Interactive games can be found using the links below.
[Phonics play](#)
[Top Marks](#)
[Spelling](#)
- 🔥 Access the Monster phonics website, which is the resource that we use in school, and their daily lessons.
[Monster Phonics](#)
- 🔥 Can you think of words that have the long vowel 'i' sound and record them in groups for example l, i_e, igh, y, ie? Can you illustrate them and write the whole word? When you have done this, select some of the words to write into a silly sentence.
- 🔥 Learn to spell the multiples of ten. Ten, twenty, thirty etc.


Writing Tasks (Aim to do 1 per day)


- 🔥 **Writing Task: [Sayeeda, the Pirate Princess](#)**
Talk for Writing – Home Booklet (Two-week project).
(A donation has been made to Great Ormond Street Hospital Children's Charity so that you can use these at home for free.)
- 🔥 Write a 'thank you' letter to the people who collect your rubbish and recycling. What could you include in your letter? Can you think of any questions you could ask about recycling or where the rubbish goes?
- 🔥 Can you draw and label the plants in your garden or in the house?
- 🔥 Write a weather report. Can you use any adjectives?
- 🔥 BBC Science: [Habitats](#).
- 🔥 Write a set of clear instructions on how a rainbow is made.
- 🔥 Practise forming the letters of the alphabet, following the [school's script](#).


Learning Project - to be worked on between Monday 8th June to Friday 19th June

The project this week aims to provide opportunities for your child to learn more about the environment. Learning may focus on changes to different environments, the impact of humans on environments, climate change etc.


Mrs Mulley's Recycling and Upcycling Challenge.


 **Create a chart to record the weather:** Label the chart with days of the week and record the weather at different points in the day. Watch the weather report on T.V. How do they describe the weather? What do you notice about the map? Can you find Spalding or Lincoln on the map? Have they got symbols when they are talking about the weather?


 **Weather reporter:** Pick a day that you would like to present as a weather reporter. Can you create some symbols to use when you are talking about the weather? Can you talk about the weather in your local area and maybe compare to another place in the UK?


 **Create a weather wreath:** Using different materials can your child design a weather wreath? Encourage them to think about the symbols used in your weather report.





 **What a load of rubbish!** With your child look at the rubbish as a family you throw out. Do you help to recycle? How do you sort these into junk and into recycling? Look at the range of items and group them into different material groups. Talk to a family member about how certain groups are plastics and can also look and feel different to each other. Could you design a new way to help recycle more items? [Ideas](#)


 **Beat the clock:** Can you sort items into the correct recycling and waste bins? [Play](#)

 **Switch it off:** Ask your child to take a look at all the electrical devices in their house. Are they all plugged in? Do they need to be plugged in? How could they create a poster to place around the house to help remind people to switch it off once they have finished.

 **Save Electricity:** Recycle Paper, Conserve water. What could you include on these? Where could you place these in the house? Can you talk to your family about the posters and how you could help the planet?

 Listen to a [song](#) about things we can do to help to save the planet.

 **Write and draw:** Ask your child to choose one thing they could do to help the environment in school. Get them to make a poster to encourage people to do it! Think about the classroom and also the school.

 **World Environment day:** This year it was on Friday June 5th. On this day people from all over the world do something positive to help our planet. Ask your child what could they do? Lots of little things can make a big difference. What could they do to celebrate World Environment Day at school? Can they create a poster to display at school?



Additional learning resources your child may wish to engage with

[Lincolnshire Virtual School Games](#) – Active Lincolnshire have designed a programme of fortnightly virtual challenges for you to complete and enter. Second up, get ready for cricket.

[ThinkUKnow](#) – Online Safety at Home activities

[Explorify](#) – A range of science based activities

Out of the Ark Music: [Recycle it. Song](#) to sing and enjoy.

[Nessy](#) – Phonics and Spelling. Use secret word 'PUZZLINGIGLOO', your name and class to login.

[BBC Super Movers PSHE](#) – Use the videos and activities to get talking about the importance of teamwork and knowing right from wrong.

See the [Spalding Parish C of E Day School Update of Websites.](#)

Follow [@Y1SPCEDS](#) on Twitter or email your year group on: Y1@spaldingparish.lincs.sch.uk.