



Spalding Parish Church of England Day School

Learning Project – The Area You Live in


Age Range: Year 4

Maths Tasks (Aim to do 1 per day)	Reading Tasks (Aim to do 1 per day)
<p> Mathletics</p> <p> Working on Times Table Rockstars - your child will have an individual login to access this (time on Sound Check too).</p> <p> Play on Hit the Button - focus on times tables and division facts.</p> <p> Practise telling the time. Read to the quarter hour and the nearest 5 minutes. Make your own clock and use it to practise.</p> <p> Get a piece of paper and ask your child to show everything they know about Subtraction. This could be pictures, diagrams, explanations, methods etc. They can be as creative as they want to be.</p> <p> Practise rounding numbers to the nearest 10, 100 and 1000.</p> <p> White Rose Maths lessons: https://whiterosemaths.com/homelearning/year-4/ Try one lesson each day.</p>	<p> Share a story together. This could be a chapter book where you read and discuss a chapter a day.</p> <p> Listen to your child read and let them discuss what they have read. Encourage them to read with expression and intonation.</p> <p> Read How the World Began https://www.oxfordowl.co.uk/api/digital_books/1278.html How does this compare with the Christian Creation story?</p> <p> Read a book on Oxford Owl, discuss what your child enjoyed about the book.</p> <p> Explore new vocabulary you find when reading. What are the origins of this word? Can it be modified? Can you find any synonyms or antonyms for your new word?</p> <p> Write a review of a book you have read. Who was your favourite character and why? What was the best part? Why would you recommend it to someone else?</p>
Phonics/Spellings Tasks (Aim to do 1 per day)	Writing Tasks (Aim to do 1 per day)
<p> Practise the Year 3/4 Common Exception words. Choose 10 words you find difficult. Use pyramid or rainbow writing to practise them. Try them every day and ask your parents to test you at the end of the week.</p> <p> Choose 5 Common Exception words. Write synonyms, antonyms, the meaning and an example of how to use the word in a sentence.</p> <p> Choose 5 Common Exception words and practise spelling them using green vowels. Write the word and every vowel complete in green, e.g. spelling.</p>	<p> Write a diary entry summarising the events from the day/week.</p> <p> Choose an interesting building you have found out about and write a list of questions you would like to ask.</p> <p> Write an information report about our local area. Remember to include headings and subheading, formal language and fronted adverbials to start each paragraph.</p> <p> Write a story about a stranger coming to our local area. What happens? Is it a good thing? Or does something terrible happen? Remember the Year 4 features of writing we have looked at: Modified expanded noun phrases, fronted adverbials (with a comma), interesting vocabulary voices etc.</p> <p> Write a setting description to describe our local area. What is in the local area? What do they like/dislike about it and why? Use your senses: What can you hear/see/smell/feel?</p>


**Learning Project - to be done throughout the weeks beginning 20th and 27th April:
The Area You Live in**




The project this week aims to provide opportunities for your child to learn more about the area in which they live. Learning may focus on your local area, famous people, key landmarks and links to your town.


 **Let's Wonder:** Think about your street. What type of houses are on your street? What type of house do you live in? What other buildings are close by? How old are some of those buildings? How have they changed over time? Use a map to locate different places. Look on [Google Earth](https://www.google.com/earth/). Draw your own map of their local area.




 **Let's Create:** Choose a building you most admire in your local area. Make a model of that building using materials of your choice. (Playdough, junk modelling, lego etc.....) How well did you do? What would you do differently next time? What have you learnt?




 Now try drawing or making a model of the house of your dreams. What would be the most important features? Which rooms would you definitely need to have?


 **Be Active:** Get out into the garden, pull up some weeds or mow the lawn? Does your garden need a tidy up? Maybe you could plant some seeds.




 Join in one of Oti Mabuse's live dance lessons at 11.00 a.m.
https://www.youtube.com/channel/UC58aowNEXHHnflR_5YTtP4g

 **Time to Talk:** Were your family members all born in this local area? If not, how is their place of birth different to your own local area? If they were, how different is the local area since they were born? Talk about their memories of how it has changed.



 **Understanding Others and Appreciating Differences:** Research different places of worship that can be found in our local area. Can you find your nearest Church? Mosque? Synagogue? Temple? Gurdwara? What can you find out about them? Draw pictures and label them with any information you find out.



 **Reflect:** Think about what you would improve in your local area? What is your local area lacking? What spoils your local area? What could be done?



 **Share:** Don't forget to share your learning using Twitter or the Year Group emails. See below for details.

Additional learning resources parents may wish to engage with

[Classroom Secrets Learning Packs](#) - These packs are split into different year groups and include activities linked to reading, writing, maths and practical ideas you can do around the home.

[Twinkl](#) - To access these resources click on the link and sign up using your own email address and creating your own password. Use the offer code UKTWINKLHELPS.

<https://www.intofilm.org/news-and-views/articles/review-100-competition> - Write a review of a film you have watched in 100 words or less.

[ABYTT Supporting Your Community](#) - Young Leaders at home free resources with range of achievable activities linked to the community.

[Headteacherchat](#) - This is a blog that has links to various learning platforms. Lots of these are free to access.

See the Spalding Parish C of E Day School [update of websites](#).

Follow [@Y3SPCEDs](#) and [@Y4SPCEDs](#) on Twitter or email your Year Group on:

Y3@spaldingparish.lincs.sch.uk or Y4@spaldingparish.lincs.sch.uk