




Shape treasure hunt

Practise recognising 2D shapes by taking part in a treasure hunt.




First, match the label to these shapes.

circle

square

triangle


rectangle



Now, look around your room...


Can you see something that is the same shape as each of these shapes?

Let's do this!



Can you find different sized rectangles, circles, triangles and squares?

Can you find any shapes that are not squares, circles, triangles or rectangles?
What new shape have you found?



Challenge



Use playdough to make different shapes.



Can you make a repeating pattern from the shapes you make?







Comparing objects

Use objects found around your home to practise comparing objects.

Find a group of similar objects – as a suggestion, you could use teddies, books, bricks, toy cars, cups or pencils.



Next, put your items in size order. Start with the biggest.




Let's do this!




Use words like 'longer', 'shorter', 'taller' and 'wider' to compare your objects.


Have a competition – who can build the tallest tower or make the longest line of pens?



You could see who can make the longest jump from a standing start.



When you go for a walk, can you spot the tallest tree or the widest part of the path?





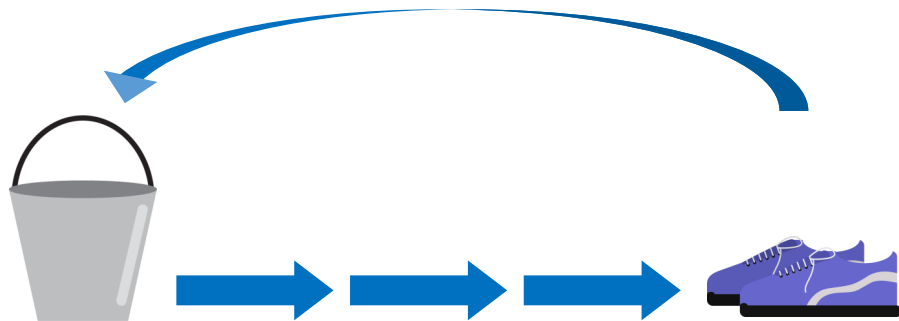
Making ten

Why not play this fun game to help you practise your number skills?

You will need...


- a pot – this could be a plastic bowl, cup or small bucket
- 10 small unbreakable objects – for example, coins, pebbles or plastic bricks
- a safe space to play (with nothing around that could get broken)

Set your game up by putting the pot in a safe area and taking 3 steps back.




Now, carefully throw your 10 objects into the bucket!

Let's do this!




Get ready to practise your number skills.

First, count how many objects landed in the bucket.



Now, count how many objects landed outside the bucket.



Next, say a number sentence to add both groups.
E.g. 4 in and 6 out of the bucket makes 10.

